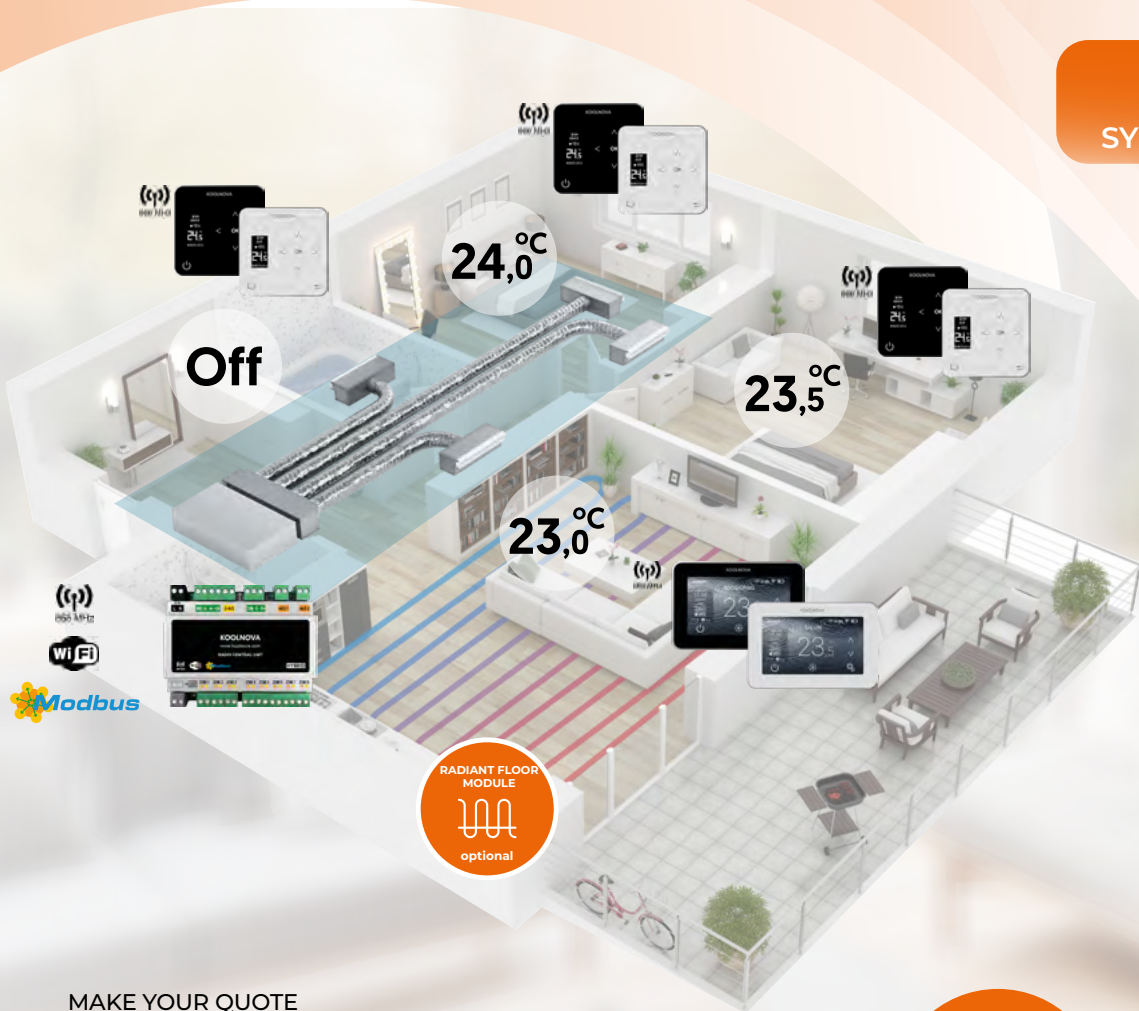


DUCTED DISTRIBUTION KIT RADIO MOTORIZED KITS

SYSTEMS COMPATIBLE WITH THE MAIN BRANDS ON THE MARKET



ZONING
CONTROL
SYSTEMS MANAGEMENT



MAKE YOUR QUOTE
WITH THE CONFIGURATOR



RESIDENTIAL



OFFICES

AIR DISTRIBUTION COMPONENTS



COMPLETE PLENUM

Code [PLM-CDZ](#)



FLEXIBLE HOSE TES AND CLAMPS

Code [TES160](#)

Code [TES203](#)

Code [FSI60-270](#)



RETURN GRID (with filter)

Code [GRA6-800X400](#)

for BMA and DLF kits



CONCEALED RETURN GRID (with filter)

Code [GRS6-800X600](#)

for PSB, PSD and PSF kits



STANDARD VENT

dimensions 300X150 recommended capacity max. 370 m³/h

dimensions 400X150 recommended capacity max. 500 m³/h



SLITTED LINEAR DIFFUSER

dimensions 800 2 slits, recommended load capacity max. 220 m³/h

dimensions 1000 2 slits, recommended load capacity max. 280 m³/h



PLENUM HIDDEN VENT

dimensions 300X150, recommended capacity max. 390 m³/h

dimensions 400X150, recommended capacity max. 520 m³/h



PLENUM HIDDEN DIFFUSER

dimensions 800X50, recommended capacity max. 350 m³/h

dimensions 1000X50, recommended capacity max. 430 m³/h



PLENUM HIDDEN SLIT

dimensions 800X30, recommended capacity max. 300 m³/h

dimensions 1000X30, recommended capacity max. 380 m³/h



Code [BMA-OV-300X150](#)

Code [SC-300X150](#)

Code [PLP300X150-D150](#)



Code [BMA-OV-400X150](#)

Code [SC-400X150](#)

Code [PLP400X150-D200](#)

Code [DLF20-800-2F](#)

Code [PLPDLF-08002F-D150](#)

Code [CVL-2F](#)

Code [DLF20-1000-2F](#)

Code [PLPDLF-10002F-D200](#)

Code [CVL-2F](#)

Code [PSB300X150P-D150](#)

Code [PSB400X150P-D200](#)

Code [PSD800X50P-D150](#)

Code [PSD1000X50P-D200](#)

Code [PSF800X30P-D150](#)

Code [PSF1000X30P-D200](#)

SANITIZATION SYSTEM (optional)

FOR SYSTEMS UP TO 7 KW

Code [KIT-SANI-1](#)



CODE	DESCRIPTION	Q.TY	PRICE EACH
DF09960	FC UNIT MODULE	1	
BOTOLA	HATCH	1	
TRASF-KIT-1	TRANSFORMER CASE	1	

FOR SYSTEMS FROM 7 KW UP TO 14 KW

Code [KIT-SANI-2](#)



CODE	DESCRIPTION	Q.TY	PRICE EACH
DF09960	FC UNIT MODULE	2	
BOTOLA	HATCH	2	
TRASF-KIT-2	TRANSFORMER CASE	1	



UNIVERSAL CONTROL UNIT

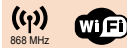
Code **KN-UNI-WIFI**



ETERNAL RADIO CONTROLS

Code **KN-SMART-S** ●


Code **KB-SMART-S** ○



SMART RADIO CONTROLS

Code **KN-SMART-S** ●

Code **KB-SMART-S** ○



MOTORIZED DAMPERS

Code **NH-CO-150-SLAVE**

Code **NH-CO-200-SLAVE**



WIRED INTERFACE

Device that allows communication between the Koolnova system and the direct expansion air conditioning system with wired control. COMMUNICATION VIA CABLE (ON/OFF, speed change, season change, temperature set point change).



INFRARED INTERFACE

Device that allows communication between the Koolnova system and the direct expansion air conditioning system with infrared control. INFRARED COMMUNICATION (ON/OFF, speed change, season change, temperature set point change).



FAN COIL INTERFACE

Device that allows communication between the Koolnova system and any water-ducted fan coil. COMMUNICATION VIA CABLE (ON/OFF, 3V or 0/10V speed change, cold/heat valve switching).



WIRING KIT

Ideal for speeding up installation by purchasing loose components.

Code **NH-CFI-...**

Code	Machine description	Code	Machine description
NH-CFI-DAI1	DAIKIN RESIDENZIALE	NH-CFI-MIT	mitsubishi ELEC.
NH-CFI-DAI3	DAIKIN VRV - SKY AIR	NH-CFI-MIH	MITSUBISHI HEAVY
NH-CFI-FUI1	FUJITSU - 3 FILI	NH-CFI-MID	MIDEA
NH-CFI-FUI2	FUJITSU - CN65	NH-CFI-PAN1	PANASONIC PACI - ECOI
NH-CFI-FUI3	FUJITSU - BUS	NH-CFI-PAN2	PANASONIC ETHEREA
NH-CFI-HIT	HITACHI	NH-CFI-SAM	SAMSUNG
NH-CFI-HIT2	HITACHI - RAD	NH-CFI-SAM2	SAMSUNG SA2 NASA
NH-CFI-HIS	HISENSE	NH-CFI-TOS	TOSHIBA MMD-UP MINI VRV
NH-CFI-LGE	LG	NH-CFI-TOS1	TOSHIBA

Code **NH-CIR-INVERTER**

Code **NH-GTP-UNI2**

Code **2Z-CABLAGGIO**

Code **3Z-CABLAGGIO**

Code **4Z-CABLAGGIO**

Code **5Z-CABLAGGIO**

Code **6Z-CABLAGGIO**

RADIANT SYSTEM AND THERMOSTATIC RADIATOR HEADS MANAGEMENT

USE THE MOTORIZED SYSTEM CONTROLS TO MANAGE THE RADIANT SYSTEM

STANDARD APPLICATION AND SAVINGS ON THE NUMBER OF THERMOSTATS

UP TO 8 ZONES

FROM 8 UP TO 16 ZONES



Code **NH-SR-UNI**

USE THE HEADS AS THERMOSTATS (up to 8 zones) OR OR WITH THE MOTORIZED SYSTEM CONTROLS



COMING SOON!

HOW TO ORDER THE AIR DISTRIBUTION KIT



EXAMPLE

air distribution 3 outlets diameter 200 with PSD series concealed terminals

PSD KIT UP TO 1290 m³/h
3KITDIS-PSD-200

Ideal for warehouse stock



DELIVERY PLENUM 3XD200
3PLM-CDZ-200

Specify model and brand of the machine



A1) Choose the aesthetics of the terminal /outlet and identify the number of outlets necessary to serve the system

B1) Choose the correct diameter of the kit by checking that the maximum air flow rate shown in the table is compatible with that of the ducted machine you have selected

C1) Add the delivery plenum with the correct number of outlets and diameters based on the distribution kit previously identified

– DO NOT select this component if you want to complete the system with the PLENUM MOTORIZED WIRED

EXAMPLE: Ducted machine flow rate of 1200 m³/h

- Speaker type selected PSD model, with 3 disconnect
- In the PSD KIT table with 3 outlets I verify that the flow rate of the duct machine of 1200 m³ /h is compatible with the kit with Diameters 200 which reports a maximum limit of 1300 m³/h.

HOW TO ORDER THE MOTORIZED RADIO KIT WITH WIRED PLENUM



EXAMPLE

Wired plenum radio system with 3 dampers diameter 200, WIRED INTERFACE and white RADIO controls

WIRED PLENUM UP TO 1650 m³/h
3PCAB-CDZ-200-CFI

Specify the model and brand of the machine (check compatibility).



WHITE RADIO CONTROL KIT
3COM-R-B

Choose the control kit based on the color and number of rooms manage.

A2) Choose the motorized WIRED PLENUM based on the number and diameter of the outlets that must serve the areas to be airconditioned, checking that the air flow rate is compatible with that of the ducted machine

B2) Identify the correct WIRED PLENUM based on the communication interface from the following options: WIRED or INFRARED for direct expansion machines or choose the one for WATER FAN COILS.

C2) Add the White or Black control kit, depending on the number of zones to manage.

EXAMPLE: Ducted machine flow rate of 1300 m³/h

- You can choose a 3 damper plenum with diameters of 200
 - I select the 3 white command kit to manage 3 rooms
- OR**
- You can choose a 3 damper plenum with diameters of 200
 - I select the 2 white command kit to manage 2 rooms (1 room with 2 dampers)

HOW TO ORDER THE COMPLETE SYSTEM (DISTRIBUTION + MOTORIZED)



EXAMPLE

COMPLETE SYSTEM with aeraulic distribution 3 outlets diameter 200 with PSD series retractable terminals and MOTORIZED PART

PSD KIT UP TO 1290 m³/h
3KITDIS-PSD-200



WIRED PLENUM UP TO 1650 m³/h
3PCAB-CDZ-200-CFI

Specify the model and brand of the machine (check compatibility).



- Follow points A1 and B1
- Continue with points A2 , B2 and C2



WHITE RADIO CONTROL KIT
3COM-R-B

Choose the control kit based on the color and number of rooms to manage.

2 ZONES - DAMPERS

CHOOSE THE TYPE OF TERMINAL



MAX. CAPACITY	
Ø 150	Ø 200
300X150 ↓ 370 m³/h	400X150 ↓ 500 m³/h
800 2F ↓ 220 m³/h	1000 2F ↓ 280 m³/h
300X150 ↓ 390 m³/h	400X150 ↓ 520 m³/h
800X50 ↓ 350 m³/h	1000X50 ↓ 430 m³/h
800X30 ↓ 300 m³/h	1000X30 ↓ 380 m³/h

2X Ø 150

BMA KIT UP TO 740 m³/h

2KITDIS-BMA-150	
KIT COMPONENTS WITH BMA	Q.TY
TES160	10
FS160-270	4
PLP300X150-D150	2
SC-300X150	2
BMA-OV-300X150	2
GRA6-800X400	1

2X Ø 200

BMA KIT UP TO 1000 m³/h

2KITDIS-BMA-200	
KIT COMPONENTS WITH BMA	Q.TY
TES203	10
FS160-270	4
PLP400X150-D200	2
SC-400X150	2
BMA-OV-400X150	2
GRA6-800X400	1

DLF KIT OP TO 440 m³/h

2KITDIS-DLF-150	
KIT COMPONENTS WITH DLF	Q.TY
TES160	10
FS160-270	4
PLPDLF-08002F-D150	2
DLF20-800-2F	2
CVL-2F	4
GRA6-800X400	1

DLF KIT OP TO 560 m³/h

2KITDIS-DLF-200	
KIT COMPONENTS WITH DLF	Q.TY
TES203	10
FS160-270	4
PLPDLF-10002F-D200	2
DLF20-1000-2F	2
CVL-2F	4
GRA6-800X400	1

PSB KIT UP TO 780 m³/h

2KITDIS-PSB-150	
KIT COMPONENTS WITH PSB	Q.TY
TES160	10
FS160-270	4
PSB300X150P-D150	2
GRS6-800X600	1

PSB KIT UP TO 1040 m³/h

2KITDIS-PSB-200	
KIT COMPONENTS WITH PSB	Q.TY
TES203	10
FS160-270	4
PSB400X150P-D200	2
GRS6-800X600	1

PSD KIT UP TO 700 m³/h

2KITDIS-PSD-150	
KIT COMPONENTS WITH PSD	Q.TY
TES160	10
FS160-270	4
PSD800X50P-D150	2
GRS6-800X600	1

PSD KIT UP TO 860 m³/h

2KITDIS-PSD-200	
KIT COMPONENTS WITH PSD	Q.TY
TES203	10
FS160-270	4
PSD1000X50P-D200	2
GRS6-800X600	1

PSF KIT UP TO 600 m³/h

2KITDIS-PSF-150	
KIT COMPONENTS WITH PSF	Q.TY
TES160	10
FS160-270	4
PSF800X30P-D150	2
GRS6-800X600	1

PSF KIT UP TO 760 m³/h

2KITDIS-PSF-200	
KIT COMPONENTS WITH PSF	Q.TY
TES203	10
FS160-270	4
PSF1000X30P-D200	2
GRS6-800X600	1

ADD THE DELIVERY PLENUM



DELIVERY PLENUM 2XD150

2PLM-CDZ-150

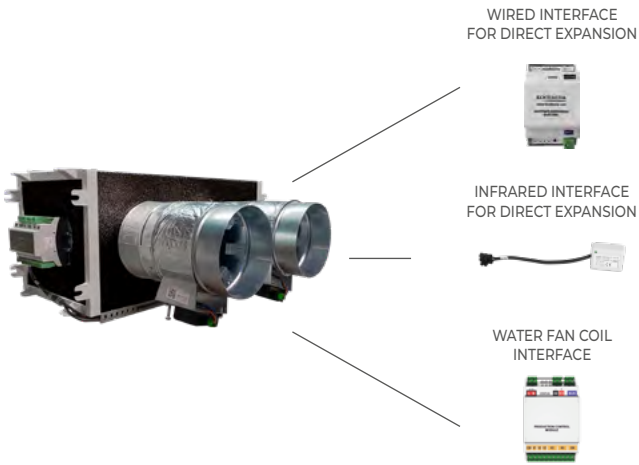
DELIVERY PLENUM 2XD200

2PLM-CDZ-200

Generic plenum code, when ordering specify the brand and model of the machine or select the dedicated plenum code.

Generic plenum code, when ordering specify the brand and model of the machine or select the dedicated plenum code.

INSERT THE WIRED PLENUM



2X Ø 150

WIRED PLENUM UP TO 800 m³/h

2PCAB-CDZ-150-CFI	
WIRED PLENUM COMPONENTS	
PLENUM	
CONTROL UNIT	
MOTORIZED DAMPERS DIAM. 150 MM	
WIRING	
WIRE INTERFACE	

2X Ø 200

WIRED PLENUM UP TO 1100 m³/h

2PCAB-CDZ-200-CFI	
WIRED PLENUM COMPONENTS	
PLENUM	
CONTROL UNIT	
MOTORIZED DAMPERS DIAM. 200 MM	
WIRING	
WIRE INTERFACE	

WIRED PLENUM UP TO 800 m³/h

2PCAB-CDZ-150-CIR	
WIRED PLENUM COMPONENTS	
PLENUM	
CONTROL UNIT	
MOTORIZED DAMPERS DIAM. 150 MM	
WIRING	
INFRARED INTERFACE	

WIRED PLENUM UP TO 1100 m³/h

2PCAB-CDZ-200-CIR	
WIRED PLENUM COMPONENTS	
PLENUM	
CONTROL UNIT	
MOTORIZED DAMPERS DIAM. 200 MM	
WIRING	
INFRARED INTERFACE	

WIRED PLENUM UP TO 800 m³/h

2PCAB-CDZ-150-GTP	
WIRED PLENUM COMPONENTS	
PLENUM	
CONTROL UNIT	
MOTORIZED DAMPERS DIAM. 150 MM	
WIRING	
FAN COIL INTERFACE	

WIRED PLENUM UP TO 1100 m³/h

2PCAB-CDZ-200-GTP	
WIRED PLENUM COMPONENTS	
PLENUM	
CONTROL UNIT	
MOTORIZED DAMPERS DIAM. 200 MM	
WIRING	
FAN COIL INTERFACE	

CONTROL KIT



WHITE RADIO CONTROL KIT

2COM-R-B	
RADIO CONTROL KIT COMPONENTS	Q.TY
KB-ETERNAL-M	1
KB-SMART-S	1

BLACK RADIO CONTROL KIT

2COM-R-N	
RADIO CONTROL KIT COMPONENTS	Q.TY
KN-ETERNAL-M	1
KN-SMART-S	1

3 ZONES - DAMPERS

4 ZONES - DAMPERS

3X
Ø 150

BMA KIT UP TO 1110 m ³ /h 3KITDIS-BMA-150	
KIT COMPONENTS WITH BMA	Q.TY
TES160	20
FSI60-270	6
PLP300X150-D150	3
SC-300X150	3
BMA-OV-300X150	3
GRA6-800X400	1

DLF KIT OP TO 660 m ³ /h 3KITDIS-DLF-150	
KIT COMPONENTS WITH DLF	Q.TY
TES160	20
FSI60-270	6
PLPDLF-08002F-D150	3
DLF20-800-2F	3
CVL-2F	6
GRA6-800X400	1

PSB KIT UP TO 1170 m ³ /h 3KITDIS-PSB-150	
KIT COMPONENTS WITH PSB	Q.TY
TES160	20
FSI60-270	6
PSB300X150P-D150	3
GRS6-800X600	1

PSD KIT UP TO 1050 m ³ /h 3KITDIS-PSD-150	
KIT COMPONENTS WITH PSD	Q.TY
TES160	20
FSI60-270	6
PSDB800X50P-D150	3
GRS6-800X600	1

PSF KIT UP TO 900 m ³ /h 3KITDIS-PSF-150	
KIT COMPONENTS WITH PSF	Q.TY
TES160	20
FSI60-270	6
PSFB800X30P-D150	3
GRS6-800X600	1

DELIVERY PLENUM 3XD150 3PLM-CDZ-150	
--	--

Generic plenum code, when ordering specify the brand and model of the machine or select the dedicated plenum code.

3X
Ø 200

BMA KIT UP TO 1500 m ³ /h 3KITDIS-BMA-200	
KIT COMPONENTS WITH BMA	Q.TY
TES203	20
FSI60-270	6
PLP400X150-D200	3
SC-400X150	3
BMA-OV-400X150	3
GRA6-800X400	1

DLF KIT OP TO 840 m ³ /h 3KITDIS-DLF-200	
KIT COMPONENTS WITH DLF	Q.TY
TES203	20
FSI60-270	6
PLPDLF-10002F-D200	3
DLF20-1000-2F	3
CVL-2F	6
GRA6-800X400	1

PSB KIT UP TO 1560 m ³ /h 3KITDIS-PSB-200	
KIT COMPONENTS WITH PSB	Q.TY
TES203	20
FSI60-270	6
PSB400X150P-D200	3
GRS6-800X600	1

PSD KIT UP TO 1290 m ³ /h 3KITDIS-PSD-200	
KIT COMPONENTS WITH PSD	Q.TY
TES203	20
FSI60-270	6
PSD1000X50P-D200	3
GRS6-800X600	1

PSF KIT UP TO 1140 m ³ /h 3KITDIS-PSF-200	
KIT COMPONENTS WITH PSF	Q.TY
TES203	20
FSI60-270	6
PSFI000X30P-D200	3
GRS6-800X600	1

DELIVERY PLENUM 3XD200 3PLM-CDZ-200	
--	--

Generic plenum code, when ordering specify the brand and model of the machine or select the dedicated plenum code.

4X
Ø 150

BMA KIT UP TO 1480 m ³ /h 4KITDIS-BMA-150	
KIT COMPONENTS WITH BMA	Q.TY
TES160	20
FSI60-270	8
PLP300X150-D150	4
SC-300X150	4
BMA-OV-300X150	4
GRA6-800X400	1

DLF KIT OP TO 880 m ³ /h 4KITDIS-DLF-150	
KIT COMPONENTS WITH DLF	Q.TY
TES160	20
FSI60-270	8
PLPDLF-08002F-D150	4
DLF20-800-2F	4
CVL-2F	8
GRA6-800X400	1

PSB KIT UP TO 1560 m ³ /h 4KITDIS-PSB-150	
KIT COMPONENTS WITH PSB	Q.TY
TES160	20
FSI60-270	8
PSB300X150P-D150	4
GRS6-800X600	1

PSD KIT UP TO 1400 m ³ /h 4KITDIS-PSD-150	
KIT COMPONENTS WITH PSD	Q.TY
TES160	20
FSI60-270	8
PSDB800X50P-D150	4
GRS6-800X600	1

PSF KIT UP TO 1200 m ³ /h 4KITDIS-PSF-150	
KIT COMPONENTS WITH PSF	Q.TY
TES160	20
FSI60-270	8
PSFB800X30P-D150	4
GRS6-800X600	1

DELIVERY PLENUM 4XD150 4PLM-CDZ-150	
--	--

Generic plenum code, when ordering specify the brand and model of the machine or select the dedicated plenum code.

4X
Ø 200

BMA KIT UP TO 2000 m ³ /h 4KITDIS-BMA-200	
KIT COMPONENTS WITH BMA	Q.TY
TES203	20
FSI60-270	8
PLP400X150-D200	4
SC-400X150	4
BMA-OV-400X150	4
GRA6-800X400	1

DLF KIT OP TO 1120 m ³ /h 4KITDIS-DLF-200	
KIT COMPONENTS WITH DLF	Q.TY
TES203	20
FSI60-270	8
PLPDLF-10002F-D200	4
DLF20-1000-2F	4
CVL-2F	8
GRA6-800X400	1

PSB KIT UP TO 2080 m ³ /h 4KITDIS-PSB-200	
KIT COMPONENTS WITH PSB	Q.TY
TES203	20
FSI60-270	8
PSB400X150P-D200	4
GRS6-800X600	1

PSD KIT UP TO 1720 m ³ /h 4KITDIS-PSD-200	
KIT COMPONENTS WITH PSD	Q.TY
TES203	20
FSI60-270	8
PSD1000X50P-D200	4
GRS6-800X600	1

PSF KIT UP TO 1520 m ³ /h 4KITDIS-PSF-200	
KIT COMPONENTS WITH PSF	Q.TY
TES203	20
FSI60-270	8
PSFI000X30P-D200	4
GRS6-800X600	1

DELIVERY PLENUM 4XD200 4PLM-CDZ-200	
--	--

Generic plenum code, when ordering specify the brand and model of the machine or select the dedicated plenum code.

3X
Ø 150

WIRED PLENUM UP TO 1200 m ³ /h 3PCAB-CDZ-150-CFI	
WIRED PLENUM COMPONENTS	
PLENUM	
CONTROL UNIT	
MOTORIZED DAMPERS DIAM. 150 MM	
WIRING	
WIRE INTERFACE	

WIRED PLENUM UP TO 1200 m ³ /h 3PCAB-CDZ-150-CIR	
WIRED PLENUM COMPONENTS	
PLENUM	
CONTROL UNIT	
MOTORIZED DAMPERS DIAM. 150 MM	
WIRING	
INFRARED INTERFACE	

WIRED PLENUM UP TO 1200 m ³ /h 3PCAB-CDZ-150-GTP	
WIRED PLENUM COMPONENTS	
PLENUM	
CONTROL UNIT	
MOTORIZED DAMPERS DIAM. 150 MM	
WIRING	
FAN COIL INTERFACE	

3X
Ø 200

WIRED PLENUM UP TO 1650 m ³ /h 3PCAB-CDZ-200-CFI	
WIRED PLENUM COMPONENTS	
PLENUM	
CONTROL UNIT	
MOTORIZED DAMPERS DIAM. 200 MM	
WIRING	
WIRE INTERFACE	

WIRED PLENUM UP TO 1650 m ³ /h 3PCAB-CDZ-200-CIR	
WIRED PLENUM COMPONENTS	
PLENUM	
CONTROL UNIT	
MOTORIZED DAMPERS DIAM. 200 MM	
WIRING	
WIRE INTERFACE	

WIRED PLENUM UP TO 1650 m ³ /h 3PCAB-CDZ-200-GTP	
WIRED PLENUM COMPONENTS	
PLENUM	
CONTROL UNIT	
MOTORIZED DAMPERS DIAM. 200 MM	
WIRING	
WIRE INTERFACE	

4X
Ø 150

WIRED PLENUM UP TO 1600 m ³ /h 4PCAB-CDZ-150-CFI	
WIRED PLENUM COMPONENTS	
PLENUM	
CONTROL UNIT	
MOTORIZED DAMPERS DIAM. 150 MM	
WIRING	
WIRE INTERFACE	

WIRED PLENUM UP TO 1600 m ³ /h 4PCAB-CDZ-150-CIR	
WIRED PLENUM COMPONENTS	
PLENUM	
CONTROL UNIT	
MOTORIZED DAMPERS DIAM. 150 MM	
WIRING	
WIRE INTERFACE	

WIRED PLENUM UP TO 1600 m ³ /h 4PCAB-CDZ-150-GTP	
WIRED PLENUM COMPONENTS	
PLENUM	
CONTROL UNIT	
MOTORIZED DAMPERS DIAM. 150 MM	
WIRING	
WIRE INTERFACE	

4X
Ø 200

WIRED PLENUM UP TO 2200 m ³ /h 4PCAB-CDZ-200-CFI	
WIRED PLENUM COMPONENTS	
PLENUM	
CONTROL UNIT	
MOTORIZED DAMPERS DIAM. 200 MM	
WIRING	
WIRE INTERFACE	

WIRED PLENUM UP TO 2200 m ³ /h 4PCAB-CDZ-200-CIR	
WIRED PLENUM COMPONENTS	
PLENUM	
CONTROL UNIT	
MOTORIZED DAMPERS DIAM. 200 MM	
WIRING	
WIRE INTERFACE	

WIRED PLENUM UP TO 2200 m ³ /h 4PCAB-CDZ-200-GTP	
WIRED PLENUM COMPONENTS	
PLENUM	
CONTROL UNIT	
MOTORIZED DAMPERS DIAM. 200 MM	
WIRING	
WIRE INTERFACE	

WHITE RADIO CONTROL KIT 3COM-R-B	
RADIO CONTROL KIT COMPONENTS	Q.TY
KB-ETERNAL-M	1
KB-SMART-S	2


WHITE RADIO CONTROL KIT 4COM-R-B	
RADIO CONTROL KIT COMPONENTS	Q.TY
KB-ETERNAL-M	1
KB-SMART-S	3

BLACK RADIO CONTROL KIT 3COM-R-N	
RADIO CONTROL KIT COMPONENTS	Q.TY
KN-ETERNAL-M	1
KN-SMART-S	2

BLACK RADIO CONTROL KIT 4COM-R-N	
RADIO CONTROL KIT COMPONENTS	Q.TY
KN-ETERNAL-M	1
KN-SMART-S	3

DIFFUSERS INSTALLATIONS

BMA



DLF



PSB



PSD



PSF



follow [Air Control srl](#)



AIR CONTROL SRL

Colico steet 10, 20158 Milan (MI)

Tel. +39 0245482147

info@aircontrolclima.it • www.aircontrolclima.it